

COLOR SELECTIONS



East Lake Cove

East Lake Cove is a large gated community of 170 homes, located on the edge of the well known bass fishing Lake Tohopekaliga or Lake Toho. The Community hosts a variety of family amenities including a community park complete with a volley ball playing field and a dock extending off into the lake. The homes are contemporary style and conveniently close to shopping and dining.



Please refer to actual paint color deck when making final selections.
Computer screens and printers vary in how colors are displayed.
Colors which display on the screen and printed colors may not match the paint's actual color.

COLOR OPTIONS

Scheme #1

Trim:
323B-1
Reflected Light

Trim:
W45
White Peony

House Body:
323A-4
Aged Photo

Scheme #2

Trim:
323B-1
Reflected Light

Trim:
W45
White Peony

House Body:
323B-3
Foggy Fossil

Scheme #3

Trim:
W25
Natural Cotton

Trim:
W45
White Peony

House Body:
293-4
Cavalry

Scheme #4

Trim:
W25
Natural Cotton

Trim:
W45
White Peony

House Body:
347-4
Weathered Stone

Scheme #5

Trim:
W25
Natural Cotton

Trim:
323-1
Oak Buff

House Body:
323-3
Macadamia

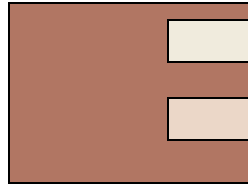
Scheme #6

Trim:
W25
Natural Cotton

Trim:
W45
White Peony

House Body:
344-3
Laurel

Scheme #7

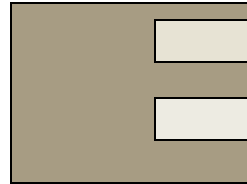


Trim:
W25
Natural Cotton

Trim:
297-1
Light Cappuccino

House Body:
298-5
Stallion

Scheme #8

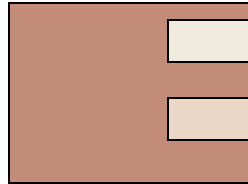


Trim:
347A-1
White Putty

Trim:
W45
White Peony

House Body:
348-4
Moth

Scheme #9

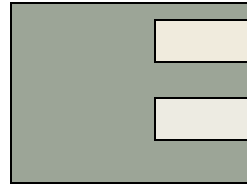


Trim:
W25
Natural Cotton

Trim:
297-1
Light Cappuccino

House Body:
298-4
Buckskin

Scheme #10

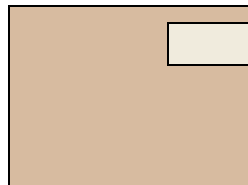


Trim:
W25
Natural Cotton

Trim:
W45
White Peony

House Body:
342-3
Seclusion

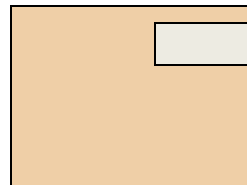
Scheme #11



Trim:
W25
Natural Cotton

House Body:
295-2
Polo Tan

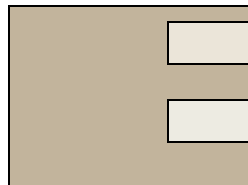
Scheme #12



Trim:
W45
White Peony

House Body:
264-2
Desert Dust

Scheme #13

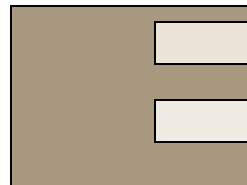


Trim:
321-1
Tequila

Trim:
W45
White Peony

House Body:
321-3
Colony Sand

Scheme #14

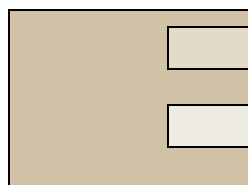


Trim:
321-1
Tequila

Trim:
W45
White Peony

House Body:
321-4
Muted Thrush

Scheme #15

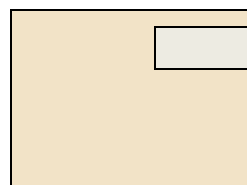


Trim:
320-1
Pongee Tint

Trim:
W45
White Peony

House Body:
320-2
Aloof

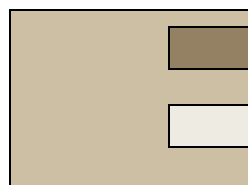
Scheme #16



Trim:
W45
White Peony

House Body:
262-1
Honeysweet

Scheme #17

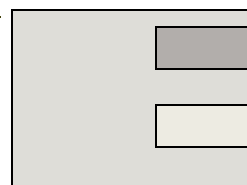


Trim:
321C-5
Soft Suede

Trim:
W45
White Peony

House Body:
321C-3
Bread Loaf

Scheme #18

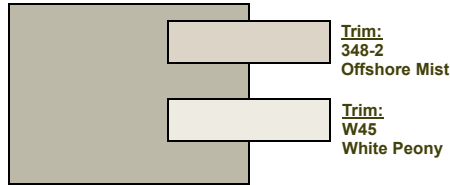


Trim:
334B-3
Smokehouse

Trim:
W45
White Peony

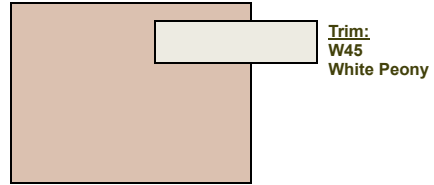
House Body:
334B-1
Gray Pearl

Scheme #19



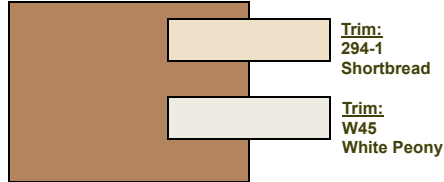
House Body:
343D-3
Bayou Sand

Scheme #20



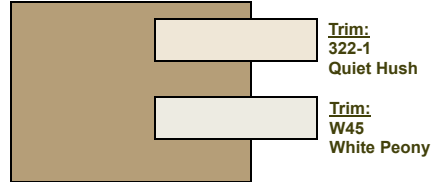
House Body:
296-2
Pacific Beach

Scheme #21



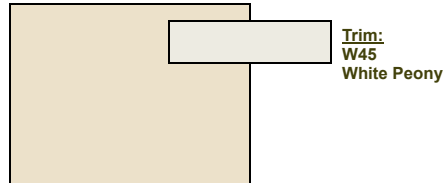
House Body:
294-5
Chestnut Ridge

Scheme #22



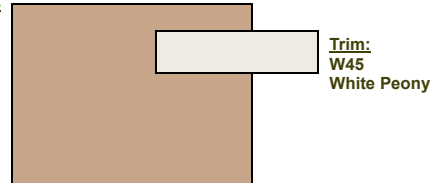
House Body:
322-4
Himalaya

Scheme #23



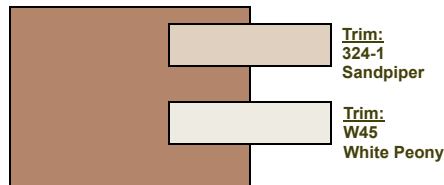
House Body:
292-1
Tea Biscuit

Scheme #24



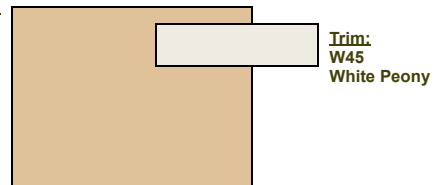
House Body:
295-3
Indian Moccasin

Scheme #25



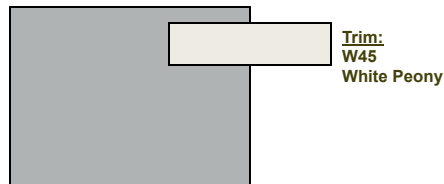
House Body:
297-4
Coffee n' Cream

Scheme #26



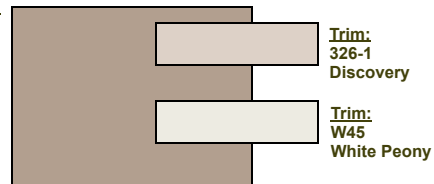
House Body:
293-3
Golden Den

Scheme #27



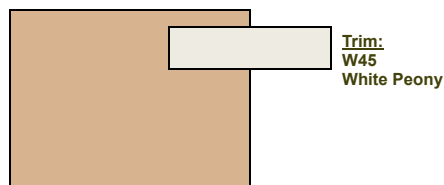
House Body:
335B-3
Stone Partition

Scheme #28



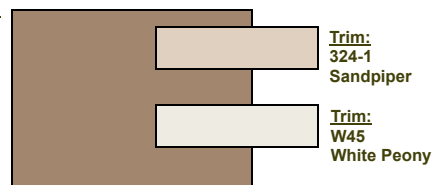
House Body:
326-3
Wheeling

Scheme #29



House Body:
294-3
Adobe Tan

Scheme #30



House Body:
324-4
Meadowlark